

XN Series - XN 218.0.2

User Manual

Rev 1.0.3

Publication date: 9th January 2026

SKU Number: XN21802 - SUB - 0000 - 9475

Tech Support : support@atomikaudio.com

CONTENTS

WARNINGS AND IMPORTANT SAFETY INSTRUCTIONS	4
XN SERIES OVERVIEW	5
DATASHEET	6
INTERNAL WIRING SCHEMATIC	7
VISUAL IDENTIFICATION OF PARTS AND ACCESSORIES	8
ACCESSORIES	9
Top Hat, Top Hat Plate, Mounting Pole	9
Wheel Board, Base - Installation, Base - Rental	10
Soft Cover, Rain Cover	11
INSTALLATION DETAILS	12
Gang Box / Back Box Installation	12
D1	13
D2	14
D3	15
D4	16
D5	17
D6	18
D7	19
D8	20
D9	21
D10	22
WARRANTY	23
CONTACTS	25

WARNINGS! IMPORTANT SAFETY INSTRUCTIONS

Thank you for your confidence in purchasing the Atomik XN series of sound systems.

Please read the owner's/installation manual carefully to ensure optimum performance of the sound system as intended by the designer.

Please ensure use of the XN series of loudspeakers with their dedicated DSP presets to achieve their optimum best.

Atomik will not be responsible for damage caused by improper use or modifications to this product.

Atomik will not be responsible for damage caused by improper installation or optimization of this product.

Clean only with dry cloth.

Keep this product away from moisture and water.

Do not expose this product to direct rain.

Do not expose this product to direct sunlight.

Keep this product away from Hard Drives/Hard Disks.

Do not install near any heat sources such as radiators, stoves, or other heat-producing apparatus.

Use only accessories specified/supplied by Atomik.

Refer all servicing to qualified service personnel.

No user serviceable parts inside.

DANGER!

HIGH SPL MAY CAUSE HEARING DAMAGE

CAUTION!

RISK OF ELECTRICAL SHOCK
DO NOT OPEN

XN SERIES - OVERVIEW

Introduction

The XN Series is a set of full range, point-source loudspeakers and powerful subwoofers.

Our XN Series speakers are well-known for their versatility and high-resolution sound.

They are the top choice for professionals in live performances, audio rental services, nightclub installations, pubs, bars, cafes and lounges.

The XN Series delivers clear and detailed sound even at very high volumes, which is rare in the pro audio world. They keep the sound quality intact, ensuring every detail is heard. This makes them essential for any place where sound quality is important.

XN 218.0.2

SKU Number: XN21802-SUB-0000-9475

Description

The Atomik XN 218.0.2 is a high powered ported dual sub bass loudspeaker, designed for the pro-audio rental and fixed installation markets.

This enclosure employs dual 18" sub drivers in a high efficiency bandpass horn-loaded design for maximum impact. It can be paired with any of the Atomik XN series of full range loudspeakers.

Features

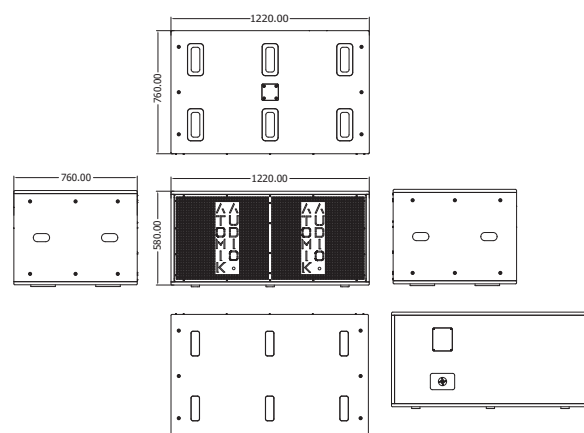
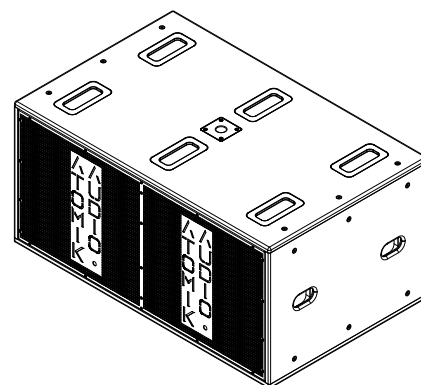
- Very high SPL output for a dual 18" subwoofer.
- 18" drivers with 4" voice coils.
- Exceptional punch and impact.
- Dual Neutrik NL4 connectors.
- Heavy duty 18mm marine plywood enclosure.
- 2mm thick steel grill with an acoustic micro foam backing.
- Perfectly suited for any DJ or Live performance.

Technical specifications

- LF Driver - 18" ferrite sub driver with a 100 mm voice coil.
- Enclosure - Bandpass Hornloaded
- Axial Sensitivity - 102dB @ 1w/1m
- Maximum SPL -142.2dB Peak SPL (Measured-AES75-2022 M-Noise)
 - 144.8dB Peak SPLinf(Measured-AES75-2022 M-Noise)
 - 132.2dB SPL(142.2dB SPL peak,144.8dB SPL peakinf)Unweighted
 - 110.7dB SPL(131.5dB SPL peak,137.8dB SPL peakinf)A weighted
 - 131.5dB SPL(141.1dB SPL peak,144.7dB SPL peakinf)C weighted
- Power - Max 2400 watts long term continuous / Peak 4800 watts
- Nominal Impedance - 4 ohms
- Frequency Response - -3dB 42Hz to 300kHz
- Dimensions in mm & in WxHxD - 1220mm x 585mm x 760mm, 48" x 23" x 29.9"
- Weight - 90kgs / 198lbs

Accessories

- Top Hat
- Top Hat Plate
- Mounting Pole
- Wheel Board
- Base - Install
- Base - Rental
- Soft Cover
- Rain Cover

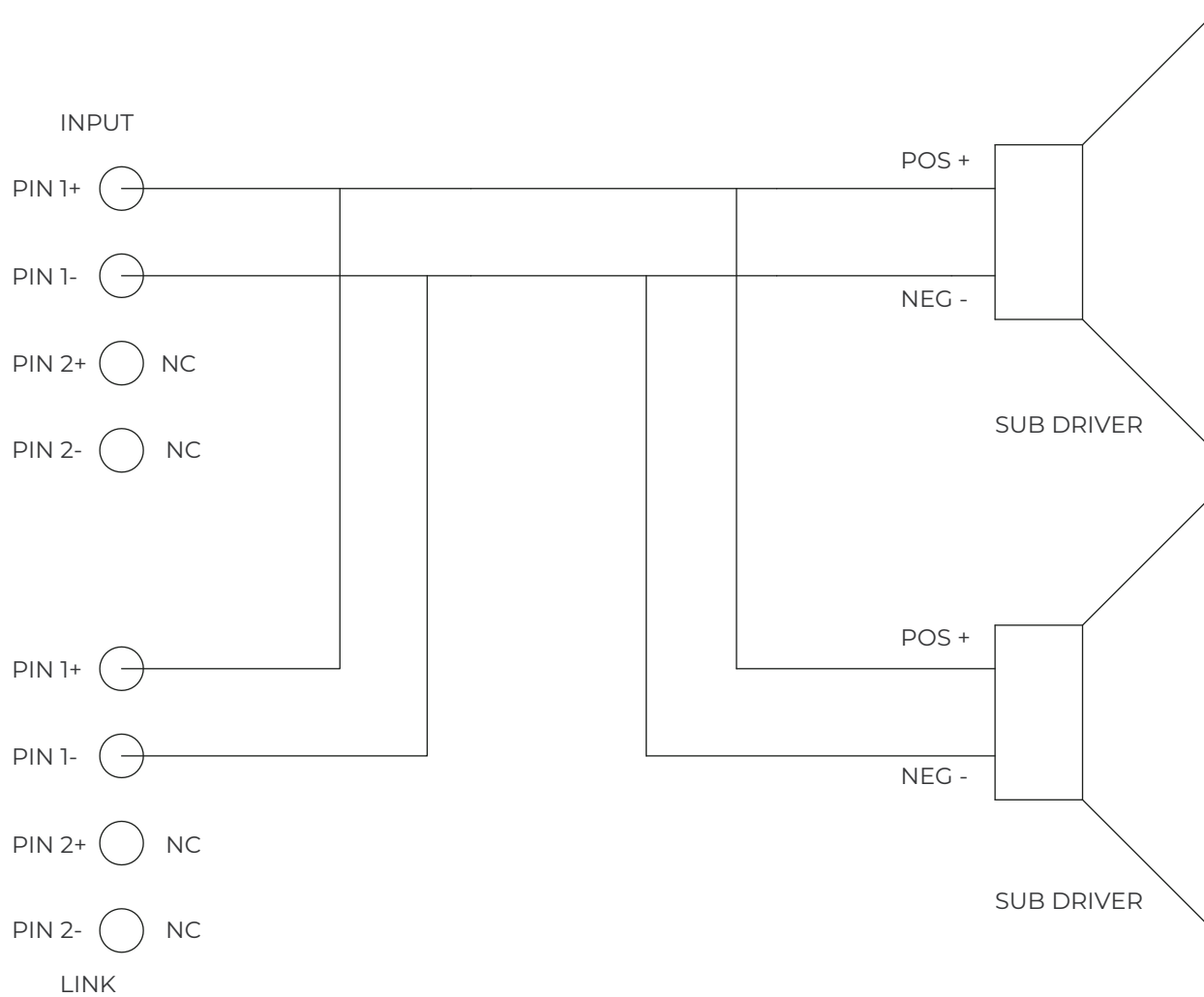


Dimensions in mm

Applications

- Rental
- HOW
- Nightclubs
- Bars
- Restaurants
- Auditoriums
- Gyms

INTERNAL WIRING SCHEMATIC

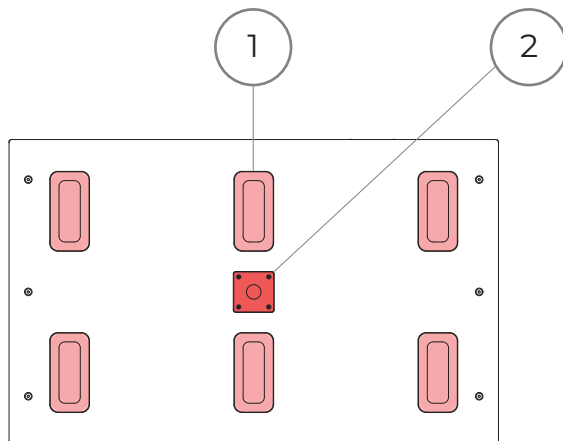


*NC - NOT CONNECTED

VISUAL IDENTIFICATION OF PARTS & ACCESSORIES

1 - Female skid

2 - Top Hat

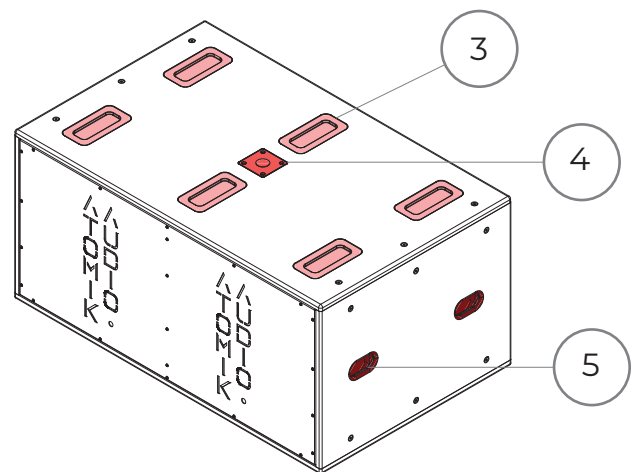


TOP VIEW

3 - Female skid

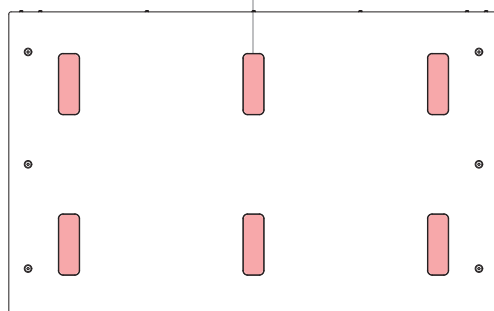
4 - Top Hat

5 - Handle




ISO VIEW

6



BOTTOM VIEW

6 - Male skid



REAR VIEW

7 - Sticker plate

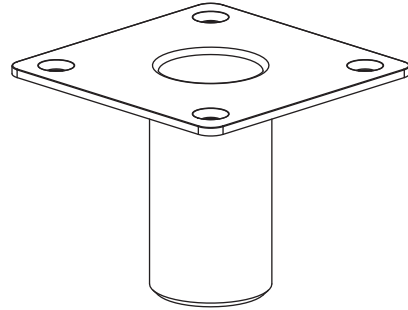
8 - Speakon plate

ACCESSORIES - XN 218.0.2

Top Hat

For pole mounting.

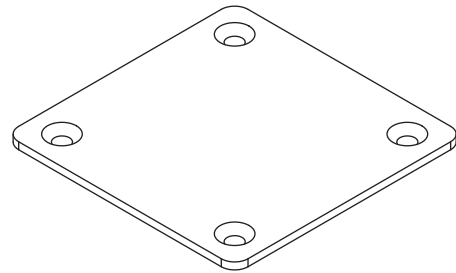
SKU: XN1802 - THAT - BLK - 6845



Top Hat Plate

To cover the top hat hole when not in use.

SKU: XN1802 - THATP - BLK - 6498



Mounting Pole

For pole mounting on sub-woofers.

SKU: XN806 - POL - BLK - 7984

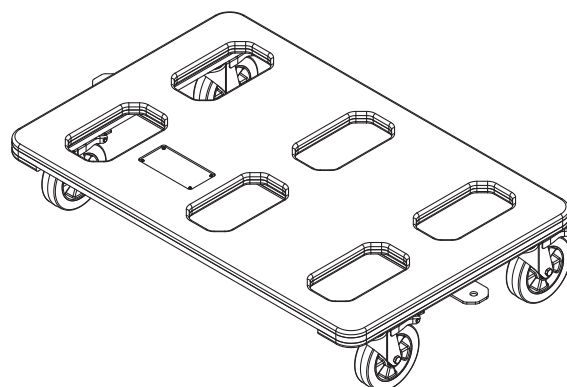


ACCESSORIES - XN 218.0.2

Wheel Board

For easy transportation of the sub-woofer.

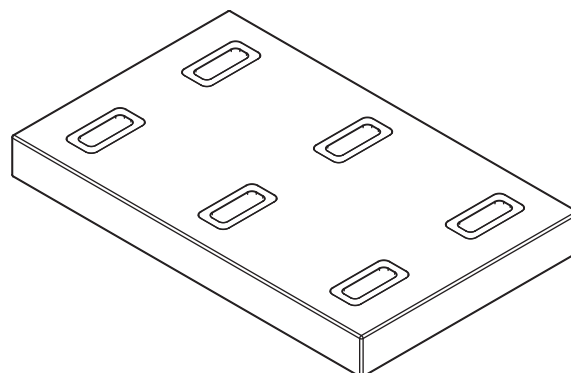
SKU: XN21802 - WBRD - BLK - 1485



Base - Installation

For fixed installations.

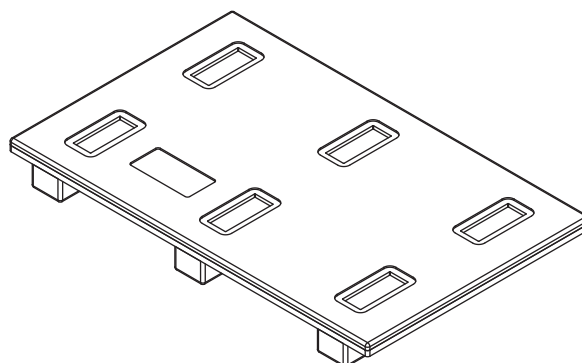
SKU: XN21802 - BASE - I - BLK - 9857



Base - Rental

For rental purposes.

SKU: XN21802 - BASE - R - BLK - 9434

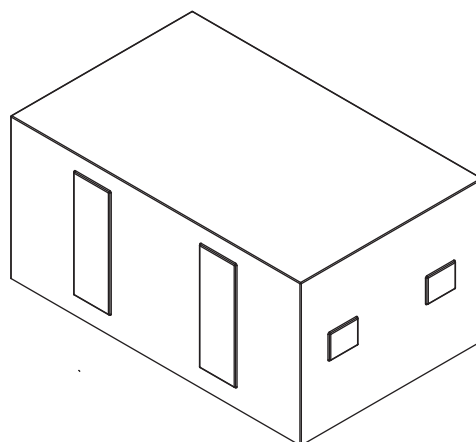


ACCESSORIES - XN 218.0.2

Soft Cover

For protection during transportation.
(3 mm thickness)

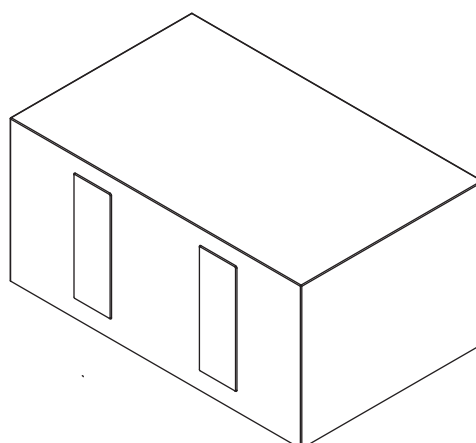
SKU: XN21802 - SFCR - BLK - 5982



Rain Cover

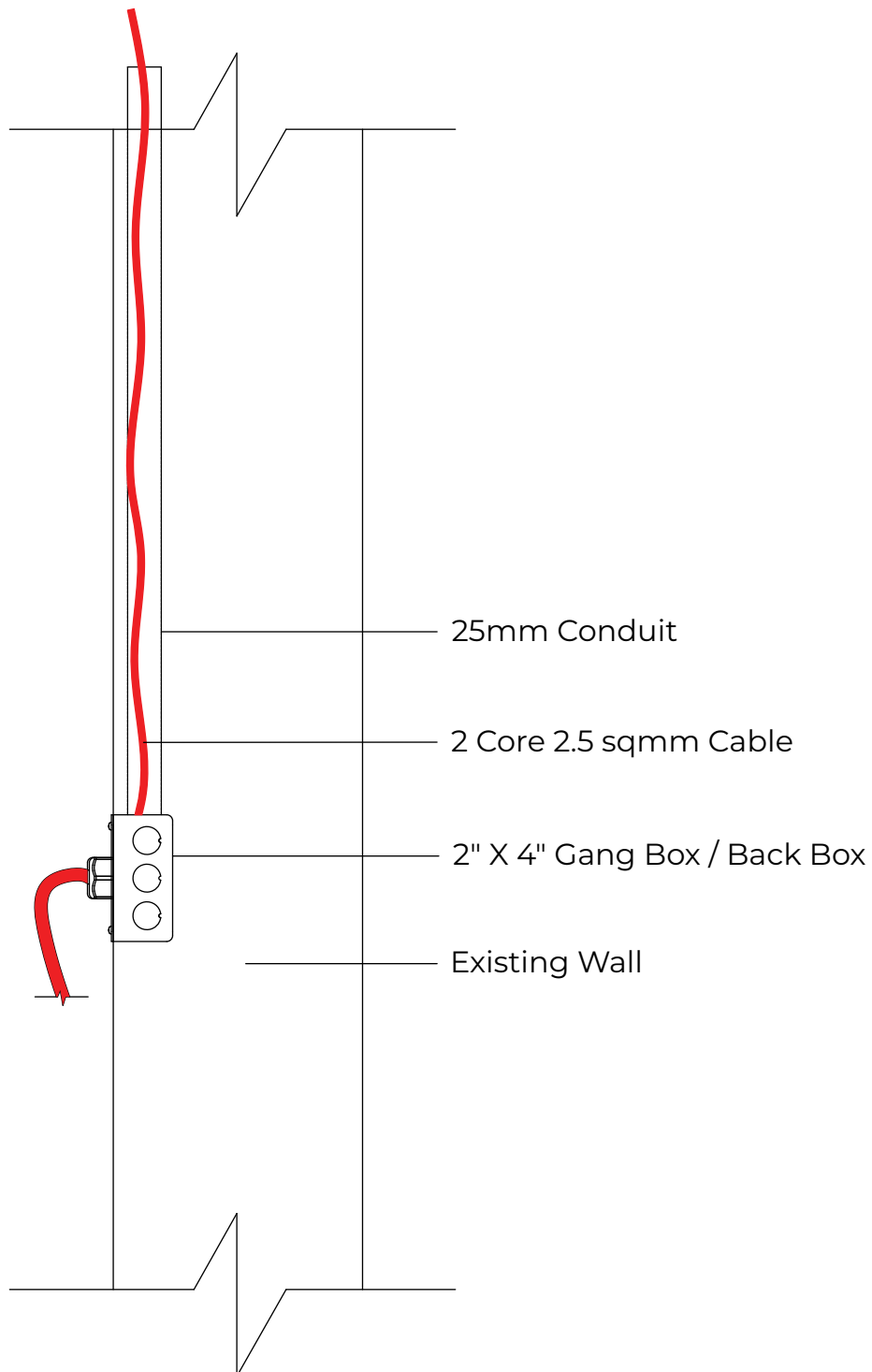
For protection against natural
elements. (1 mm thickness)

SKU: XN21802 - RNCR - BLK - 6854



INSTALLATION DETAILS

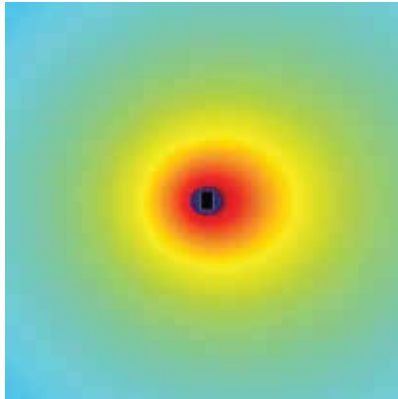
GANG BOX / BACK BOX INSTALLATION



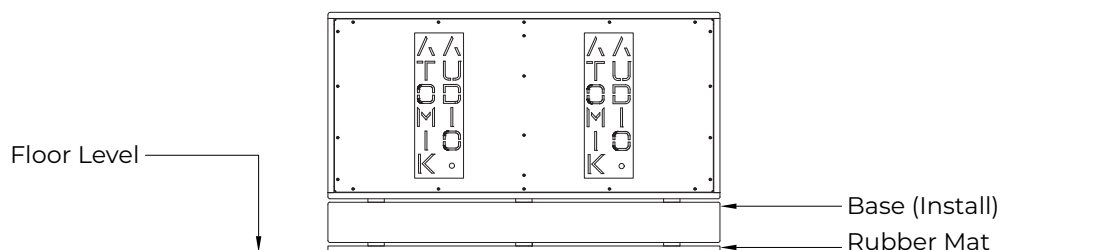
INSTALLATION DETAILS - XN 218.0.2

D1

Accessory Used - Base, Rubber Mat
Installation Type - Floor Mounted
Installation Mode - XN 218.0.2 (x1) (Front Firing)



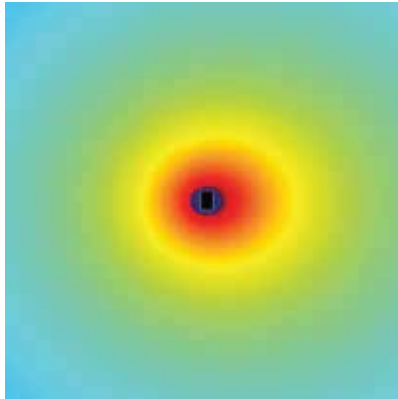
Dispersion Pattern (Normal)



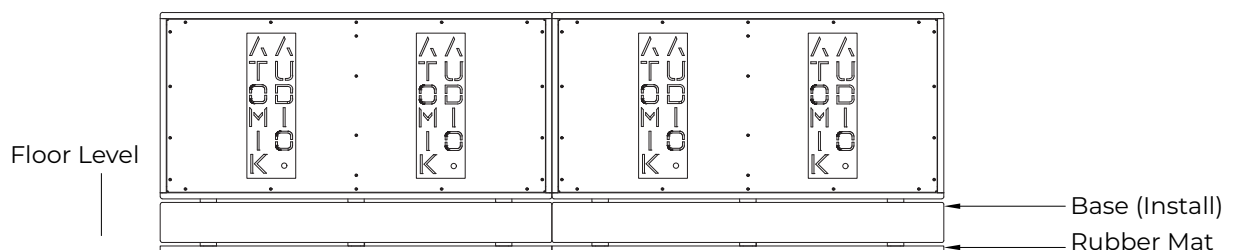
INSTALLATION DETAILS - XN 218.0.2

D2

Accessory Used - Base, Rubber Mat
Installation Type - Floor Mounted
Installation Mode - XN 218.0.2 (x2) (Front Firing)



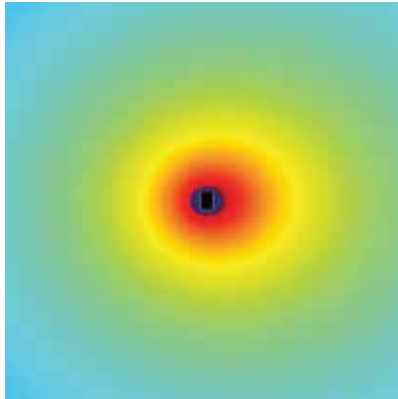
Dispersion Pattern (Normal)



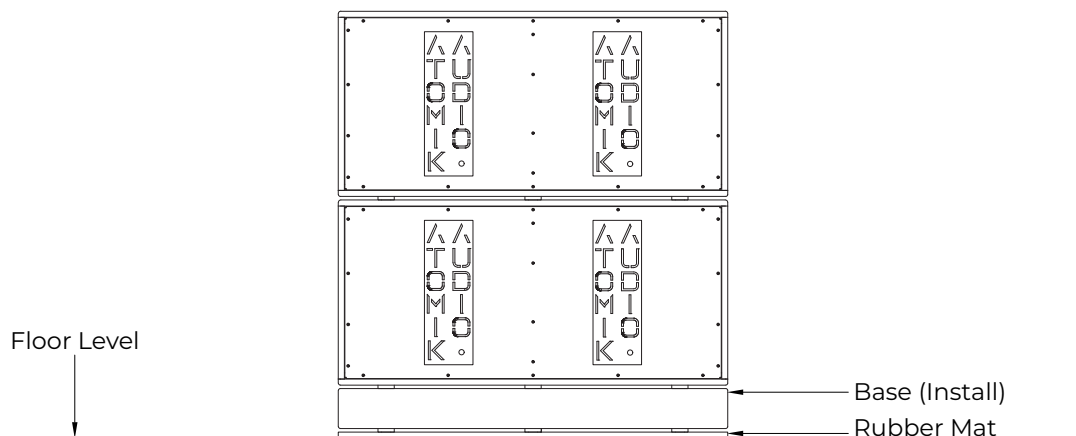
INSTALLATION DETAILS - XN 218.0.2

D3

Accessory Used - Base, Rubber Mat
Installation Type - Stacked
Installation Mode - XN 218.0.2 (x2) (Front Firing)



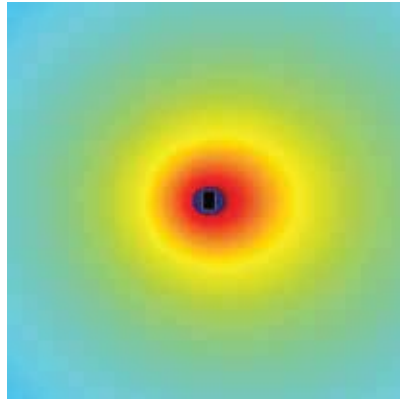
Dispersion Pattern (Normal)



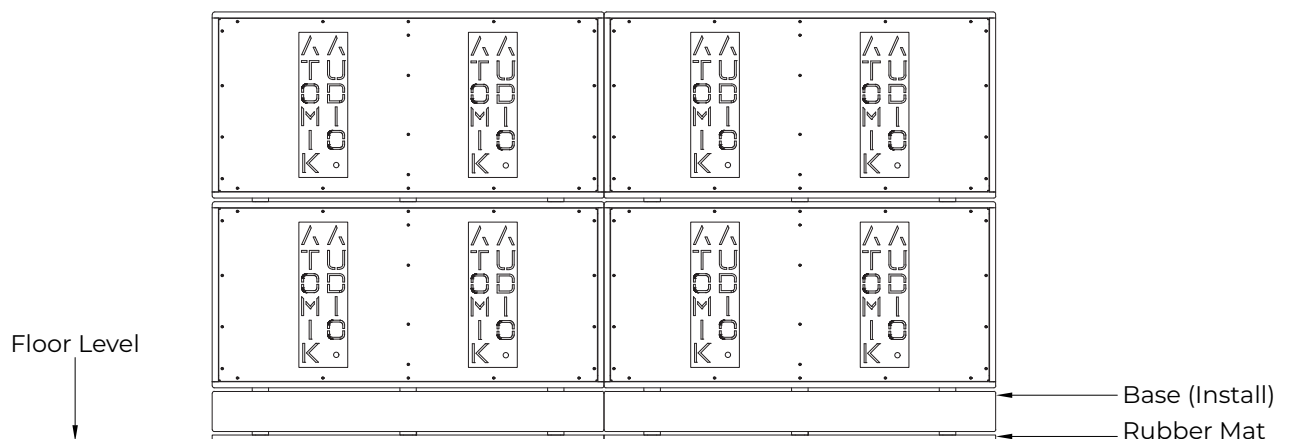
INSTALLATION DETAILS - XN 218.0.2

D4

Accessory Used - Base, Rubber Mat
Installation Type - Stacked
Installation Mode - XN 218.0.2 (x4) (Front Firing)



Dispersion Pattern (Normal)



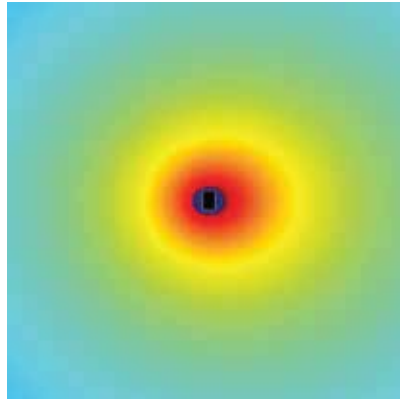
INSTALLATION DETAILS - XN 218.0.2

D5

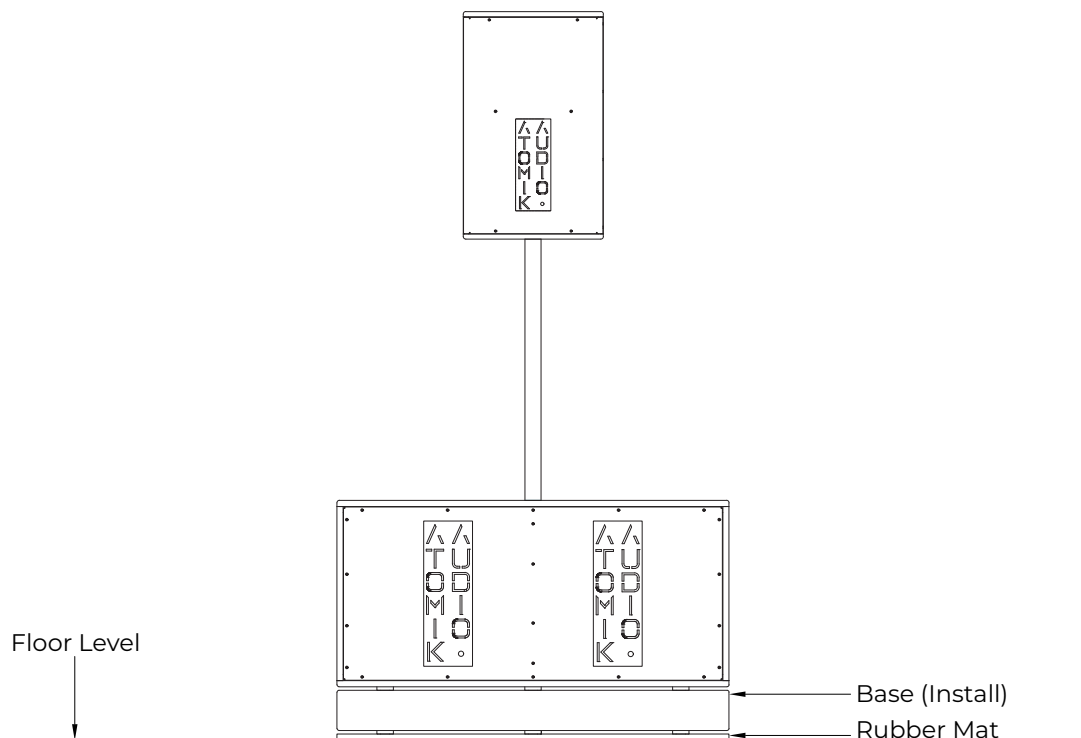
Accessory Used - Mounting Pole, Base, Rubber Mat

Installation Type - Pole Mounted

Installation Mode - XN 15.0.3 (x1) & XN 218.0.2 (x1) (Front Firing)



Dispersion Pattern (Normal)



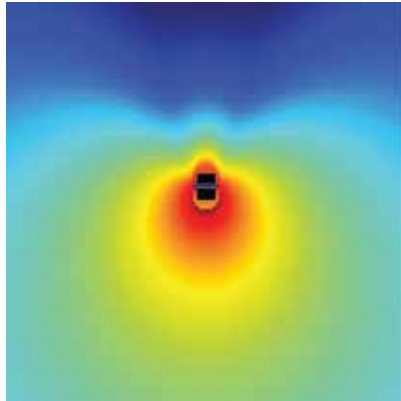
INSTALLATION DETAILS - XN 218.0.2

D6

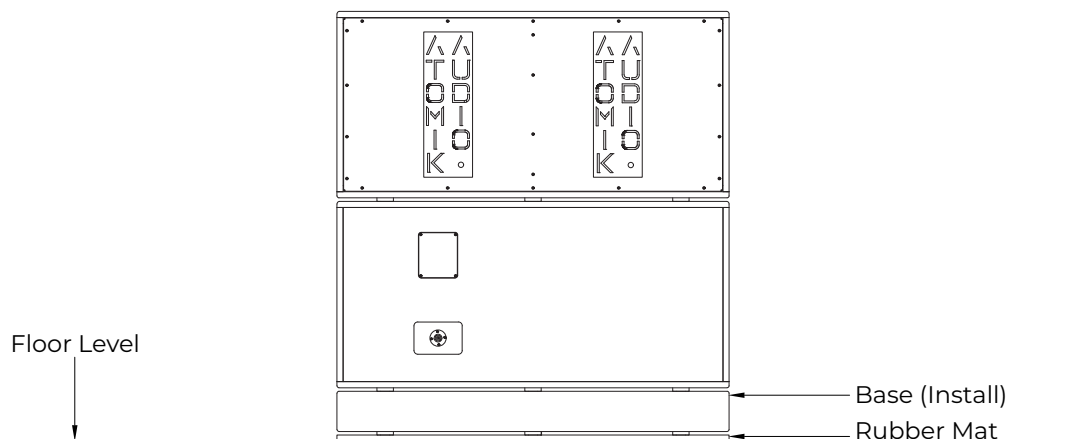
Accessory Used - Base, Rubber Mat

Installation Type - Stacked

Installation Mode - XN 218.0.2 (x1) (Front Firing) & XN 218.0.2 (x1) (Rear Firing)



Dispersion Pattern (Cardiod)



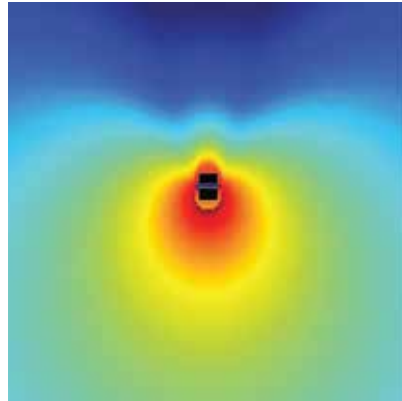
INSTALLATION DETAILS - XN 218.0.2

D7

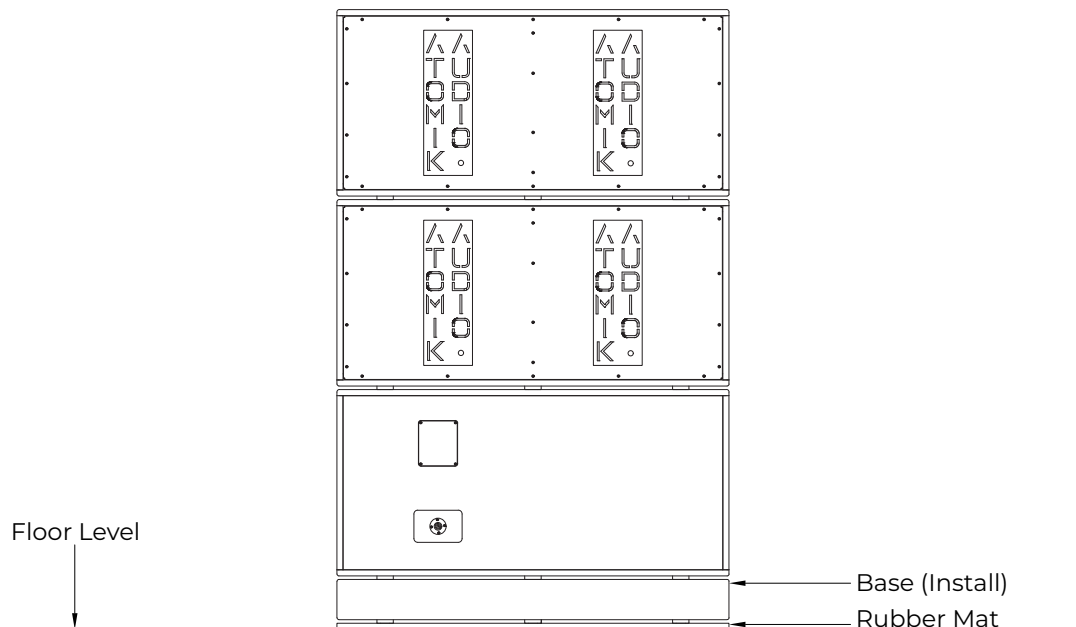
Accessory Used - Base, Rubber Mat

Installation Type - Stacked

Installation Mode - XN 218.0.2 (x2) (Front Firing) & XN 218.0.2 (x1) (Rear Firing)




Dispersion Pattern (Cardiod)



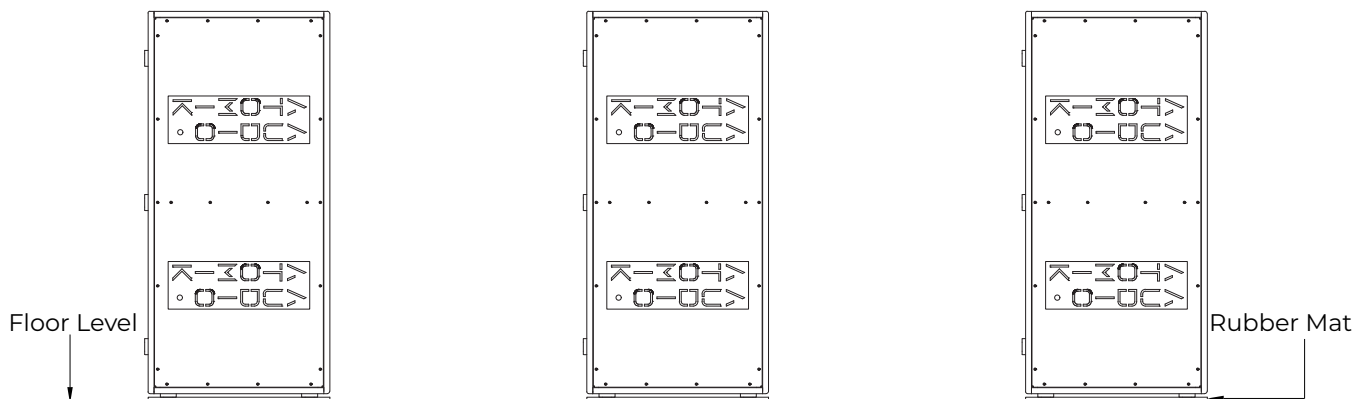
INSTALLATION DETAILS - XN 218.0.2

D8

Accessory Used - Rubber Mat
Installation Type - Floor Mounted, Portrait Mode
Installation Mode - XN 218.0.2 (x3) (Front Firing)



Dispersion Pattern (Straight Array)



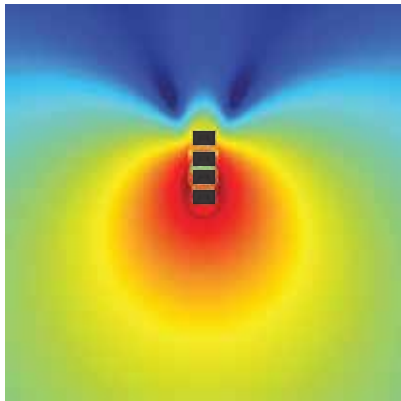
INSTALLATION DETAILS - XN 218.0.2

D9

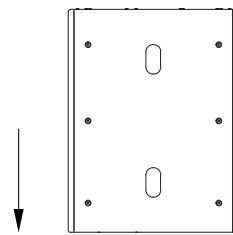
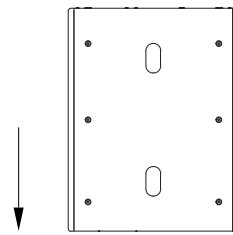
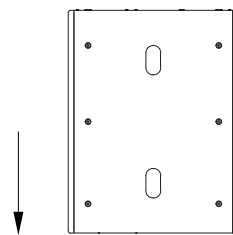
Accessory Used - Rubber Mat

Installation Type - Portrait Mode

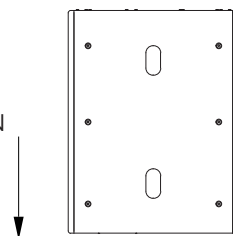
Installation Mode- XN 218.0.2 (x4) (Front Firing)



Dispersion Pattern (End Fired Array)



FIRING DIRECTION




TOP VIEW

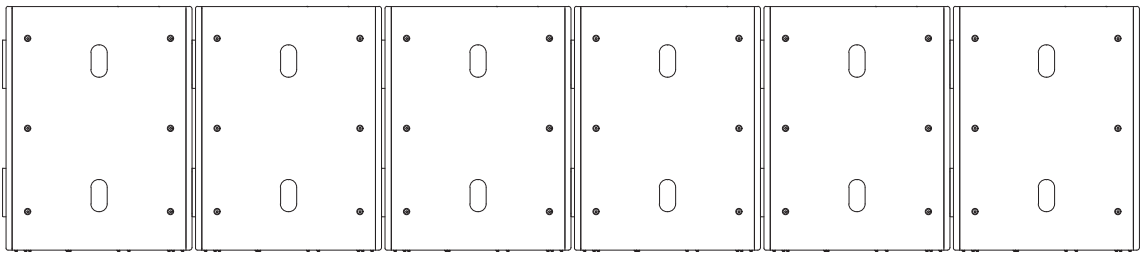
INSTALLATION DETAILS - XN 218.0.2

D10

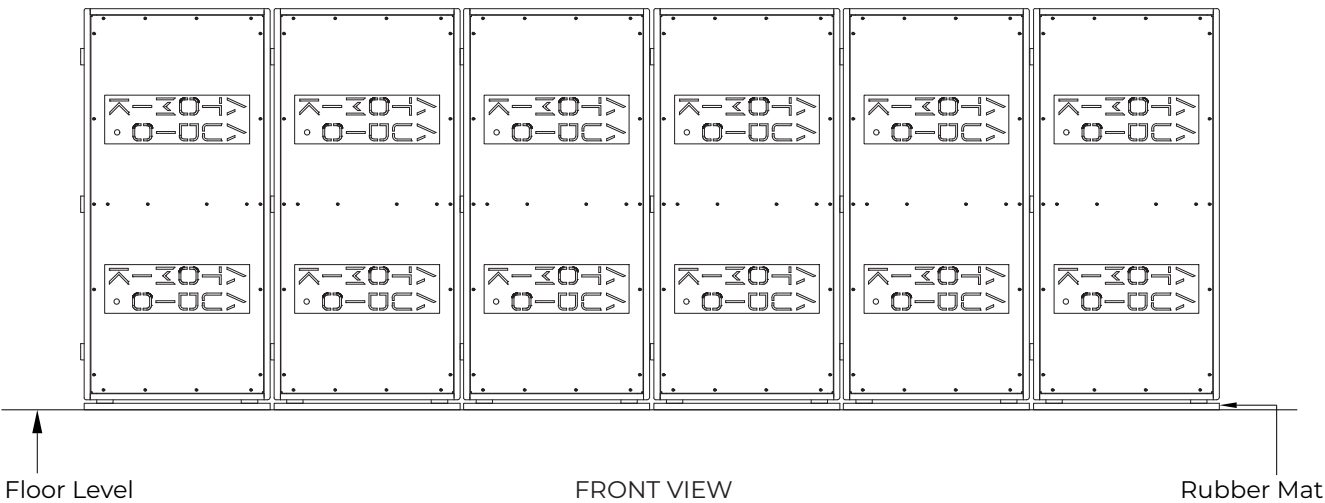
Accessory Used - Rubber Mat
Installation Type - Portrait Mode, Delayed Arc
Installation Mode- XN 218.0.2 (x6) (Front Firing)



Dispersion Pattern (Straight Array)



TOP VIEW



FRONT VIEW

WARRANTY

Thank you for choosing the XN Series by Atomik. We take great pride in the quality and craftsmanship of our products. To ensure your satisfaction, we provide a comprehensive warranty that covers any manufacturing defects in materials or craftsmanship. Please review the details of our warranty policy to understand how we support you and your product over its lifespan.

1. Warranty Period

Atomik offers a **1-year limited warranty** for all XN Series products, starting from the date of original purchase. This warranty applies to all manufacturing defects and guarantees that the product will function as intended during this period, provided that it is used according to the guidelines in this manual.

2. Warranty Validation

To validate your warranty, you must provide proof of purchase. The original receipt or invoice is required and must show the date of purchase and the authorized dealer where the product was purchased. Warranty claims without this documentation may not be accepted.

3. Transferability of Warranty

The XN Series warranty is transferable to a subsequent owner during the warranty period. However, the warranty period will not be extended beyond the original 1-year coverage from the date of purchase. If you sell or transfer ownership of the product, the new owner will inherit the remaining warranty period, provided they also provide the original proof of purchase.

4. Coverage Details

During the warranty period, Atomik will, at its sole discretion, repair or replace any product or parts found to be defective in materials or workmanship. Warranty repairs or replacements will be carried out at no cost to the customer, except for the shipping costs associated with returning the product for service. Products must be shipped prepaid in their original packaging to an authorized Atomik service center or distributor.

5. Exclusions and Limitations

This warranty covers only defects in materials and craftsmanship. It **does not cover** the following:

- **Unauthorized Modifications:** Any modification or repair performed by a third party not authorized by Atomik Audio will void this warranty.
- **Improper Use:** Damage or failure resulting from improper use, misuse, or use not in accordance with the guidelines in this manual.
- **Negligence or Accidents:** Any damage caused by neglect, accidents, mishandling, or misuse by the user, including physical damage, dropping, or impact.
- **Environmental Exposure:** Exposure to extreme conditions such as inclement weather, excessive heat, humidity, or moisture can damage the product and is not covered under this warranty.
- **Acts of God:** Natural events such as lightning, floods, earthquakes, or other acts of God.
- **Wear and Tear:** Normal wear and tear of parts, such as knobs, switches, and connectors, that may degrade with time or heavy usage.

6. Warranty Service Process

In the event of a defect or issue covered by this warranty, follow these steps to initiate service:

- **Contact Atomik Support:** Before returning the product, please contact our support team or authorized dealer to troubleshoot and confirm the issue.
- **Shipping and Handling:** Products being returned must be packed securely in their original packaging. Shipping charges to the service center are the responsibility of the customer. Once repaired, Atomik will cover the cost of return shipping.
- **Inspection and Repair:** Upon receipt, the product will be inspected by our technicians. If the defect is confirmed, the product will be repaired or replaced as necessary.

WARRANTY

- **Non-Warranty Repairs:** If the issue is determined to be outside of warranty coverage (due to user error or other exclusions), Atomik will provide a cost estimate for repairs. Non-warranty repairs will only be carried out with customer approval.

7. Liability Limitations

Atomik is not liable for any incidental or consequential damages, including but not limited to loss of profit, data, or usage, that may arise from the use or inability to use the XN Series products. The warranty covers the repair or replacement of the defective product only, and Atomik liability is limited to the value of the product at the time of purchase.

8. Statutory Rights

This warranty does not affect your statutory rights. Some jurisdictions do not allow limitations on how long an implied warranty lasts or the exclusion of incidental or consequential damages, so the above limitations or exclusions may not apply to you.

9. Additional Support

We are committed to providing our customers with exceptional service. If you have any questions or concerns regarding your XN Series product, please do not hesitate to contact us at [support@atomikaudio.com] or visit our website for additional resources.

CONTACTS

Write us:

Karma Electric
No 33, Katha no 270/1,
Kanakagiri Main Road, Hormavu Agra,
Bangalore - 560043, India.

Send us an e-mail:

support@atomikaudio.com

Visit our website:

<https://www.atomikaudio.com>

Follow us:

Instagram - <https://www.instagram.com/atomikaudio/>